

How to use your hearing aid

Hearing Services

Information for Patients and Carers

Last reviewed: August 2023

Next review: August 2026

Leaflet number: 1015 Version: 1

For videos on how to look after and clean your hearing aid, search on YouTube for Hearing Services Department Leicester.



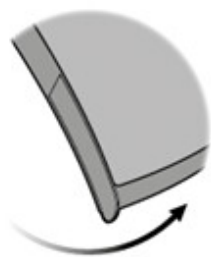
Some people will need someone to help them to go through this information so that they understand it.

This person may be a member of staff, a family member or a friend.

**Health information and support is available at www.nhs.uk
or call 111 for non-emergency medical advice**

Visit www.leicestershospitals.nhs.uk for maps and information about visiting Leicester's Hospitals
To give feedback about this information sheet, contact InformationForPatients@uhl-tr.nhs.uk

Hearing aid controls



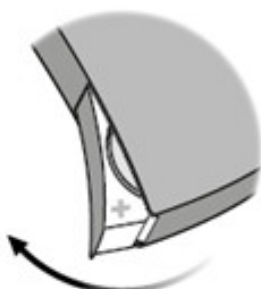
ON



OFF

Close the battery drawer to turn the hearing aid on.

Open the battery drawer to turn the hearing aid off.



OFF

Open the battery drawer when you are not wearing the hearing aid.




Blue—Left

Red—Right

There is a red marker in the right hearing aid.

There is a blue marker in the left hearing aid.



Louder 

Quieter 

Press the top on the rocker switch to turn the hearing aid up.

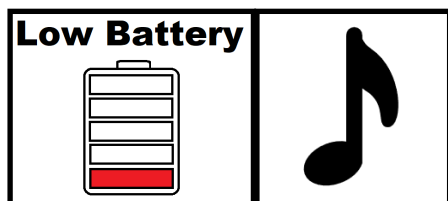
Press the bottom of the rocker switch to turn the hearing aid down.

Hearing aid batteries

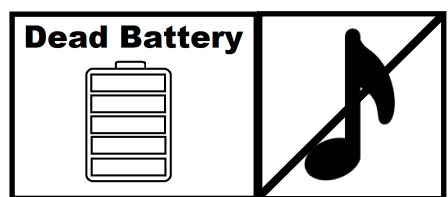


Make sure the battery is in the right way round.

Remove the tab on the battery.



When the battery is low the hearing aid will beep.



When the battery has run out the hearing aid will go quiet.

Full Battery



Dead Battery



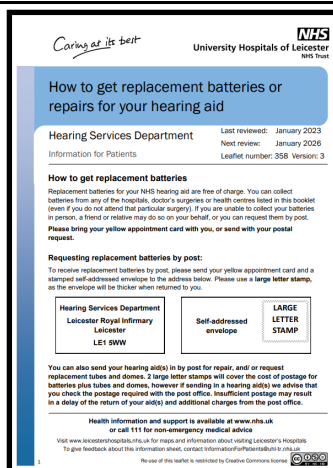
A battery lasts for **7 to 10 days**.

When the battery runs out you must change it.



You can get new batteries at the Reception Desk in the Hearing Services Department at Leicester Royal Infirmary.

Take your yellow appointment card with you.

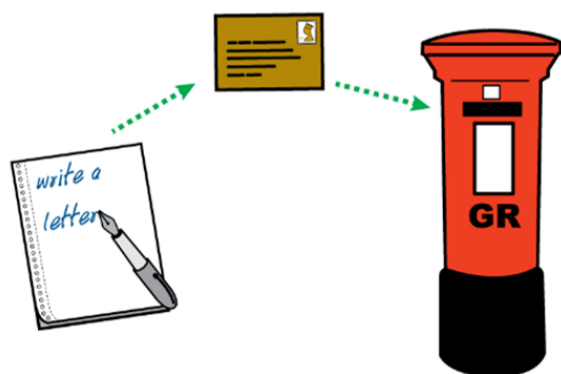


There are other places you can get batteries too.

Some of them are listed on the next page.

They are all listed in the 'Replacement Batteries' leaflet.

Hearing aid batteries continued



You can also get new batteries sent to you in the post.

Send a stamped, self-addressed letter to:

The Hearing Services Department
Leicester Royal Infirmary
LE1 5WW

Places that you can go for appointments and batteries



Below is a list of places you can get batteries. For most appointments you can go to these places.

For some appointments you have to go to the Leicester Royal infirmary.



- **Braunstone Health and Social Care Centre**
33 Hockley Farm Road, LE3 1HN
- **Coalville Health Centre**
1 Market Street, LE67 3DX
- **Hinckley Hospital - Outpatients Department**
Mount Road, LE10 1AG
- **Loughborough Hospital**
Epinal Way, LE11 5YJ
- **Melton St Mary's hospital**
Thorpe Road, LE13 1SJ
- **Rutland Memorial Hospital**
Cold Overton Road, LE15 6NT
- **St Luke's Treatment Centre**
33 Leicester Road, LE16 7BN
- **Syston Health Centre**
1330 Melton Road, LE7 2EQ
- **Two Steeples Medical Centre**
Abington Close, LE18 2EW

Programs and the loop system

Talk to the Audiologist



Some hearing aids have programs.

Your audiologist will tell you if your hearing aid has a program.

Hearing better in noise




The 'loop' is a program that you can have for your hearing aid.

Loop systems help you hear better in noise.




They are found wherever you see this sign.



bank



cinema




They are found in public places such as banks, cinemas and supermarkets.



You need to let someone know that you want to use the loop system.

They will help you.

Programs and the loop system continued



You then turn your hearing aids to the loop program.

Press and hold the Rocker switch for 2 seconds to turn the program on.

The hearing aid will beep twice



Press and hold the Rocker switch for 2 seconds to turn the program off again

The hearing aid will beep once

Contact details

Hearing Services Department, Leicester Royal Infirmary, LE1 5WW

Email: hearingservices@uhl-tr.nhs.uk Tel: 0116 258 6230 Text: 07729 188421

If you want more help:



www.nhs.uk



111 for help that is not urgent

اگر آپ کو یہ معلومات کسی اور زبان میں درکار ہیں، تو براہ کرم مندرجہ ذیل نمبر پر ٹیلی فون کریں۔
على هذه المعلومات بلغة أخرى، الرجاء الاتصال على رقم الهاتف الذي يظهر في الأسفل
જો તમને અન્ય ભાષામાં આ માહિતી જોઈતી હોય, તો નીચે આપેલ નંબર પર કૃપા કરી ટેલિફોન કરો

ਜੇ ਤੁਸੀਂ ਇਹ ਜਾਣਕਾਰੀ ਕਿਸੇ ਹੋਰ ਭਾਸ਼ਾ ਵਿੱਚ ਚਾਹੁੰਦੇ ਹੋ, ਤਾਂ ਕਿਰਪਾ ਕਰਕੇ ਹੇਠਾਂ ਦਿੱਤੇ ਗਏ ਨੰਬਰ 'ਤੇ ਟੈਲੀਫੋਨ ਕਰੋ।
Aby uzyskać informacje w innym języku, proszę zadzwonić pod podany niżej numer telefonu

If you would like this information in another language or format such as EasyRead or Braille, please telephone 0116 250 2959 or email equality@uhl-tr.nhs.uk